







## Grade 7 Stationery List 2022- 2023

### English

-  1 A4 Red Ring file
-  1 A4 Refill pad
-  5 Cardboard Dividers labelled Comprehension, Writing, VGB, Reading and Extra


### Maths

-  6 A4 Copybooks (wide lined with margin - 64 pages)
-  2 Blue plastic covers
-  1 Squared Copybook, covered in blue (1cm square)
-  1 A4 Project Book (1 page white and 1 page lined) labelled Maths Journal










### Malti

-  1 A4 green ring file
-  1 A4 refill pad
-  6 cardboard dividers labelled Metalingua, Kitba, Qari, Letteratura, Dettatura and Tahdit u smigh


### Music:

-  A4 copybook (normal lines, covered in brown paper, with music decorations)

### Art

-  Poster colours
-  Water colours
-  Paint brushes: flat brushes and round brushes
-  A4 sketch book (hard back)
-  Aquarell pencil colours
-  30cm plastic ruler
-  HB, B, 2B pencils
-  Rubber
-  Pencil sharpener


### PSCD

-  A4 project book (one page lined, one page coloured, & covered in decorated brown paper)\*  
*\*Please note that the children may use the same project book they had in grade 6*

### Science

-  A4 Yellow plastic envelope file marked - End of Module Tests and Investigation

### Continuous Assessment

-  1 White Transparent buttoned envelope pocket file



### ICT

-  Pendrive
-  A4 button envelope folder (transparent)

### Mr Robert - Modules

-  Green Flat File

### Italian

-  1 wide lined copy book x 48 pages
-  1 Envelope folder (green)

## Miscellaneous

- 2 refill pads A4 size,
- 1 round scissors
- 1 paper glue stick
- Coloured pencils markers or crayons
- Highlighters
- Long and short ruler
- Protractor
- 2 boxes of tissues (labelled)
- 2 packets wet wipes (labelled)
- Stapler and puncher
- San Andrea School Diary (to be purchased from School)
- Correction tape

*Note: Kindly make sure that all the books and copybooks are clearly labelled (name and surname) at the front. Do not cover the spare copybooks, however, they should also be labelled.*

Thank you,

**Teachers of Grade 7**

